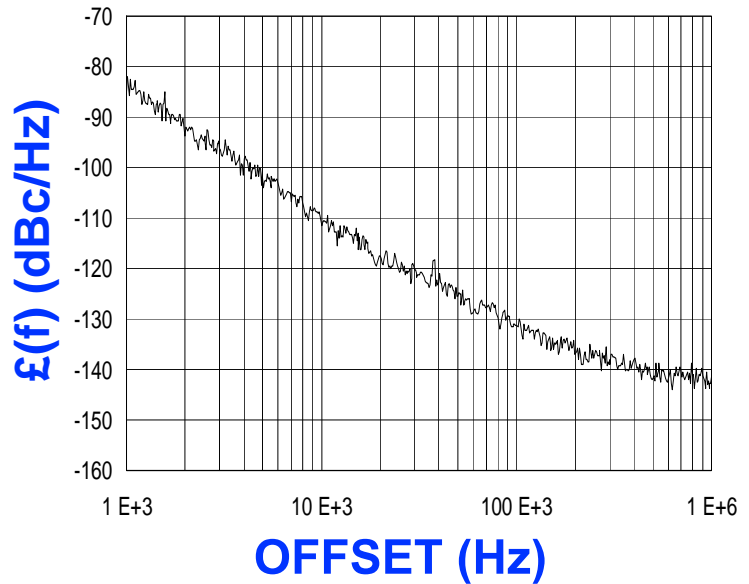


PHASE NOISE (1 Hz BW, typical)



FEATURES
<ul style="list-style-type: none"> • Frequency Range: 2760 - 3000 MHz • Tuning Voltage: 1-15 Vdc • MINI-16+ - Style Package
APPLICATIONS
<ul style="list-style-type: none"> • Digital Radio Equipment • Fixed Wireless Access • Satellite Communication Systems

PERFORMANCE SPECIFICATIONS	VALUE	UNITS
Oscillation Frequency Range	2760 - 3000	MHz
Phase Noise @ 10 kHz offset (1 Hz BW, typ.)	-110	dBc/Hz
Harmonic Suppression (2nd, typ.)	-20	dBc
Tuning Voltage	1-15	Vdc
Tuning Sensitivity (avg.)	18	MHz/V
Power Output	12.5±2.5	dBm
Load Impedance	50	Ω
Input Capacitance (max.)	50	pF
Pushing	<1	MHz/V
Pulling (14 dB Return Loss, Any Phase)	<1	MHz
Operating Temperature Range	-40 to 85	°C
Package Style	MINI-16+	

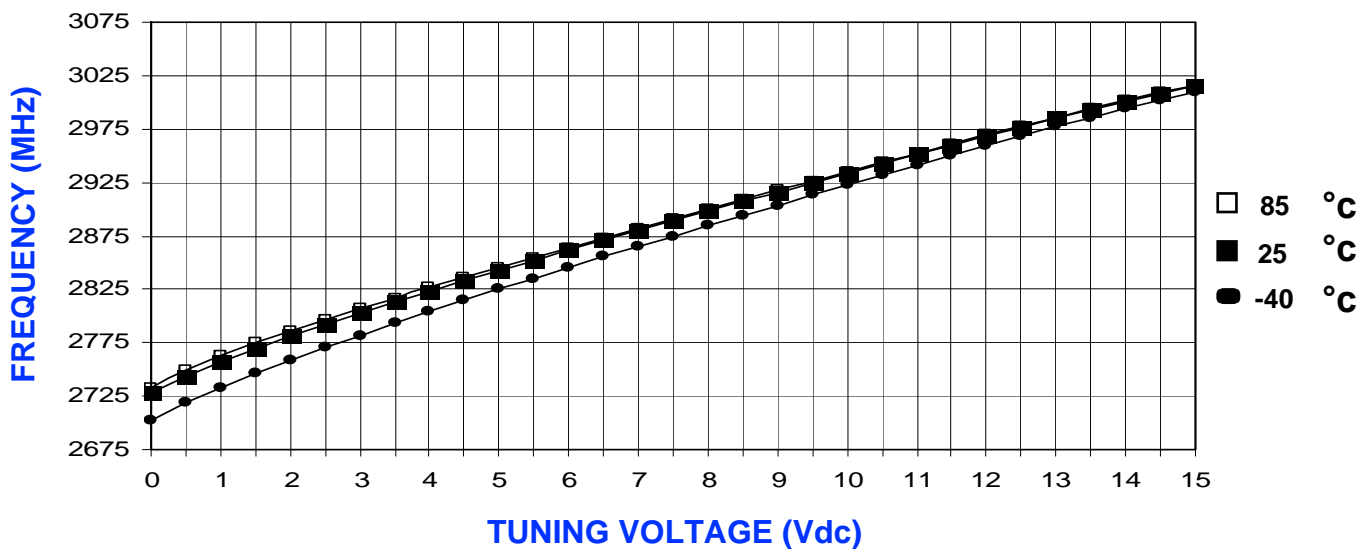
POWER SUPPLY REQUIREMENTS		
Supply Voltage (Vcc, nom.)	10	Vdc
Supply Current (Icc, typ.)	29	mA

All specifications are typical unless otherwise noted and subject to change without notice.

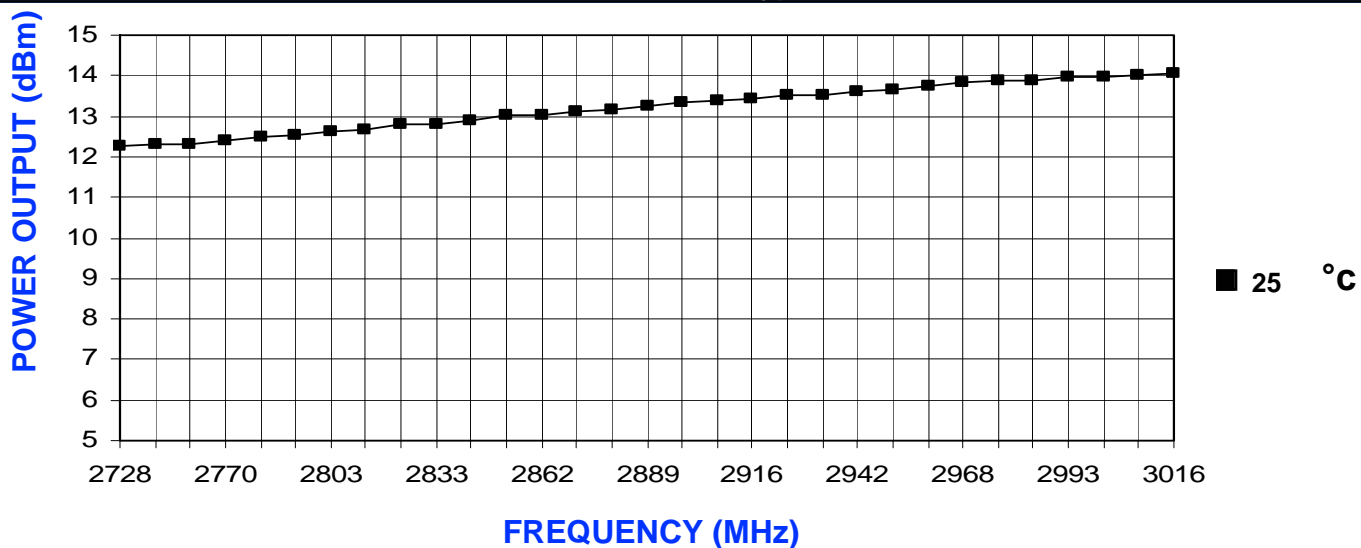
APPLICATION NOTES
<ul style="list-style-type: none"> • AN-100/1 : Mounting and Grounding of VCOs • AN-102 : Proper Output Loading of VCOs • AN-107 : How to Solder Z-COMM VCOs

NOTES:

TUNING CURVE, typ.



POWER CURVE, typ.



PHYSICAL DIMENSIONS